



WHITTILING KNIFE \$1.00

The knife illustrated is an all purpose whittling tool. It has a blade of high grade carbon steel mounted firmly in a round hardwood handle.

When properly used the blade will hold its sharp edge for a long time. It may be kept sharp by honing on a hard grained stone. To hone a knife keep the blade flat against the stone and rub with a circular motion.

The straight cutting edge is particularly suitable for whittling.

Carvings and carving blanks a specialty. Over 100 different kinds of neckerchief slide blanks. Other slides and carvings not listed available at popular prices. We make up special event slides for camporees and council activities.

ED CHOBY

1544 BERKSHIRE AVENUE

PITTSBURGH 26, PENNSYLVANIA

Phone: FI 1-9976

Add .15c handling charge on orders less than \$2.00

WHITTILING POINTERS



- Follow the carving instructions
- Use a sharp knife
- Carve slowly
- Make small cuts
- Practice the knife holds illustrated
- Consult with the Craft Specialist
- Keep control of the blade
- Safety comes first

WHITTILING



Whittling is controlled cutting. The blade must be kept in control at all times. There should be no long slices. The blade must pass through the wood slowly with no follow-through. This is most important from the standpoint of safety and accuracy.

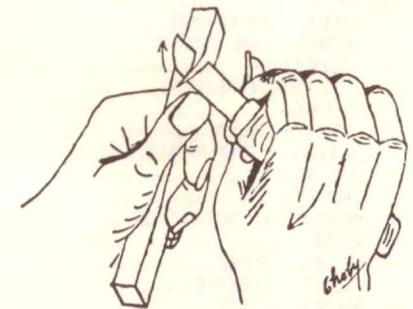
The knife holds that give this control are illustrated for clarity. In the first the left hand holds the block against the right thumb and the knife is worked with the fingers toward the thumb as in peeling potatoes. The beginner will do well to tape the right thumb until control is acquired.

Begin by cutting as little as possible at a time. The cutting should be smooth and easy, and can be, if slight cuts are made. The cutting will be difficult if too much is attempted.

In the second cutting technique the block is held by the left hand in such a way that the thumb (of the left hand) is free to push the blade into the wood.

The back of the blade is kept against the left thumb at all times. The right hand holding the knife works the blade with a slight lever action.


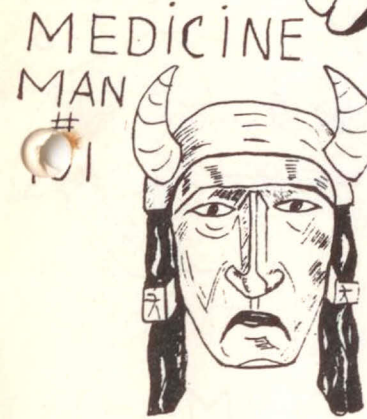
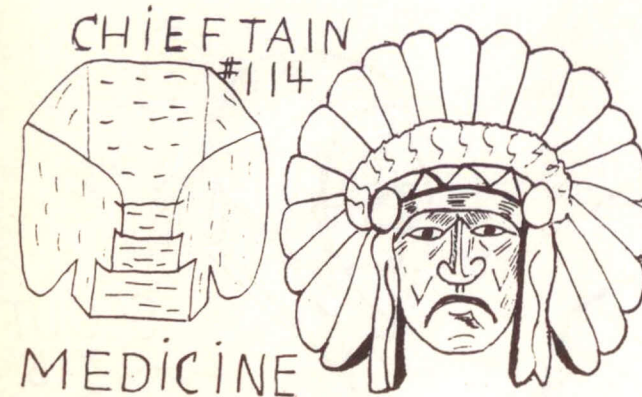
Leaders will do well to have beginners practice on a scrap piece of wood using the above techniques before whittling regular blocks.




PRICE LIST

The neckerchief slide blanks are soft, knot-free, sugar pine. Provision for a hole or ring is made in the construction of all the slides. All are standard size.

No.	Name	Block	Carved	Finished
10	PIGTAIL	.20	.75	1.00
11	BIGJAW, 2½ in.	.20	.75	1.00
11-b	BIGJAW, 3 in.	.25	.75	1.00
15	BRAVE	.20	.75	1.00
16	INDIAN SCOUT	.20	.75	1.00
17	WOLF	.20	.50	.75
18	BEAR	.20	.50	.75
19	LION	.20	.75	1.00
20	EAGLEHEAD	.20	.75	1.00
21	FLYING EAGLE	.25	.75	1.00
22	PANTHER	.20	.75	1.00
23	FOX	.20	.50	.75
24	RATTLER	.20	.75	1.00
25	OWL	.20	.75	1.00
26	THUNDERBIRD	.20	.50	.75
28	TOTEM	.15	.50	.75
29	PAUL BUNYAN	.20	.75	1.00
30	LONGHORN	.25	.75	1.00
31	BOY SCOUT	.15	.75	1.00
32	SCOUT SIGN	.25	1.00	1.25
33	CLIMB-ON	.40	1.75	2.00
37	GUYASUTA, ¾ in.	.25	.75	1.00
37-b	GUYASUTA, ¼ in.	.30	.75	1.00
38	RATTLER	.25	.75	1.00
39	FLYING DUCK	.20	.75	1.00
40	SQUAW	.30	1.00	1.25
41	HORNS	.25	.75	1.00
42	BALL-IN-CAGE	.20	2.50	3.00
45	TURTLE	.25	.75	1.00
46	CROW SKULL	.20	.75	1.00
47	MOOSE	.30	1.00	1.25
48	MOCASSINS	.25	.75	1.00
49	ARROWHEAD (Triangular)	.15	.50	.60
50	ARROWHEAD (Rounded)	.15	.50	.60
51	STRAIGHT ARROW	.20	.50	.60
53	PIERCED ARROW	.25	.75	1.00
56	FROG	.25	.75	1.00
58	ARROW-IN-HAND	.25	.75	1.00
62	MOUNTAIN SHEEP	.25	.75	1.00
63	BUFFALO	.25	.75	1.00
64	LETTER OPENER	.15	.75	1.00
67	TEPEE	.20	.60	1.00
68	ARROWHEAD (Special)	.20	.75	1.00
71	WAGON THUNDERBIRD	.20	.50	.75
72	BEAVER	.20	.75	1.00
74	SHMOE	.25	.75	1.00
76	SLEEPING MEXICAN	.25	.75	1.00
78	BASS	.25	.75	1.00
79	CLOSED FIST	.20	.75	1.00
80	FLYING GOOSE	.20	.75	1.00
81	HORSEHEAD	.20	.75	1.00
82	CHICIGAMI	.25	.75	1.00
86	TROUT	.20	.75	1.00
97	SIGN	.20	.75	1.00
98	MAN IN STOCKS	.40	1.00	1.25
99	SIoux MASK	.25	.75	1.00





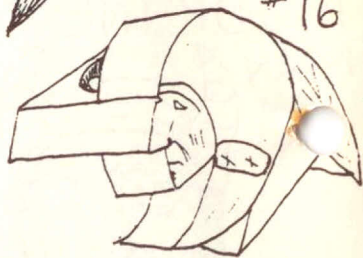
GUYA-SUTA #37



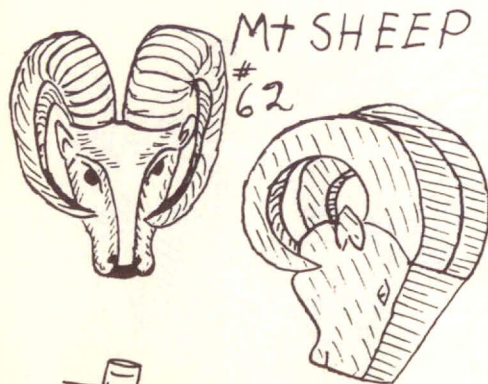
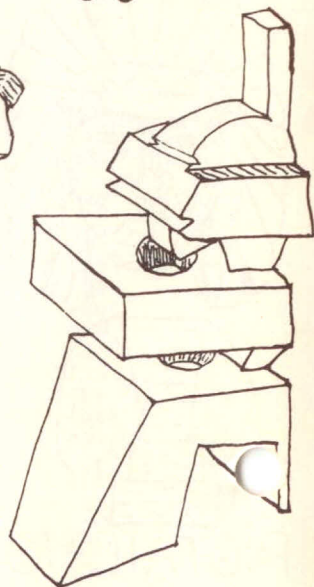
BRAVE #15




SCOUT #16



CLIMB-ON #33



MT SHEEP #62

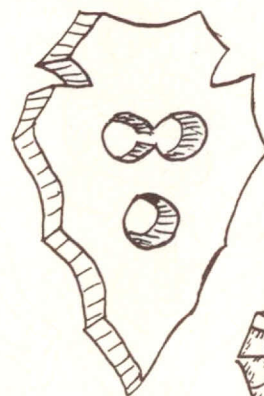



BUFFALO #63

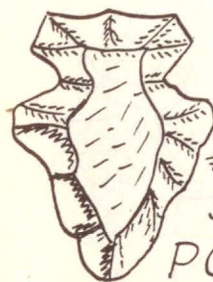
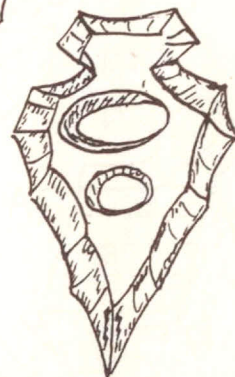


#68

POINT

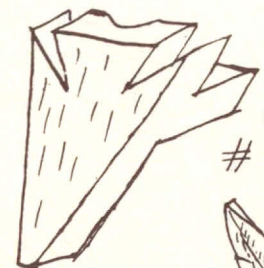



ARROW HEAD #73



#50

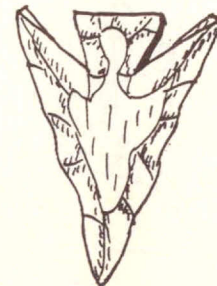
POINT




POINT #49



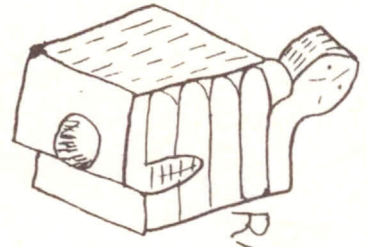
ARROW #51





#30 LONGHORN



RATTLE #38




RATTLE #24

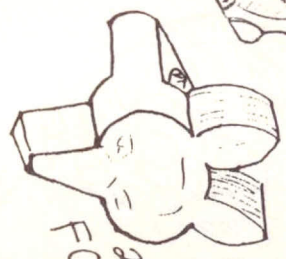


#21



EAGLE



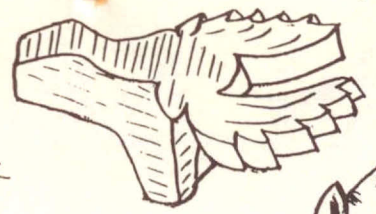
EAGLE #20




FOX #23



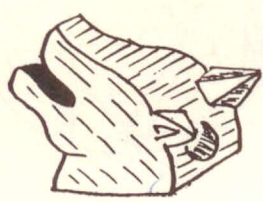
OWL #25



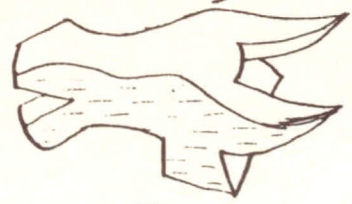
MOOSE #47




JACK #109




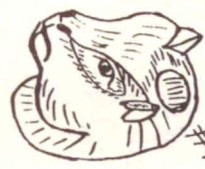
WOLF #17





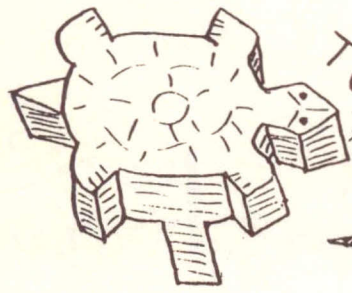
ARROW HAND #38



BEAR #18




TURTLE #5






PETE
#126




DELUXE
BRAVE
#124



#123
"SARG"



#121



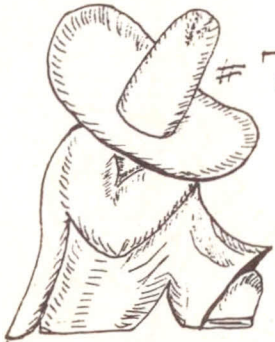
"TELL"
JR.
#128



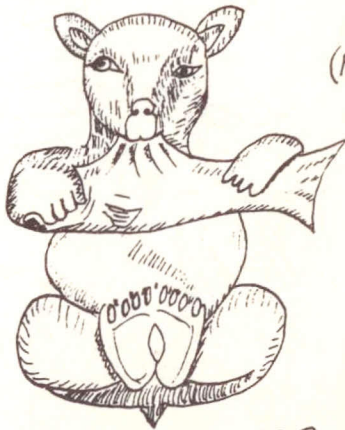
#115

PROSPECTOR

(PEACHSTONE)
MONKEY
#116




#76



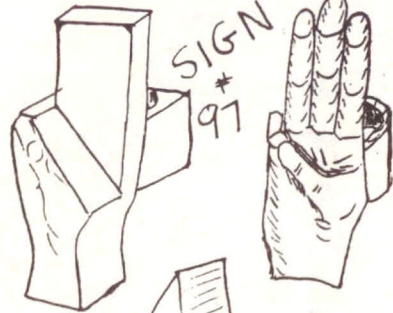
BEAR - #129
SALMON



#110



SNEEZY
#112



SIGN
#97




GOOSE
#80



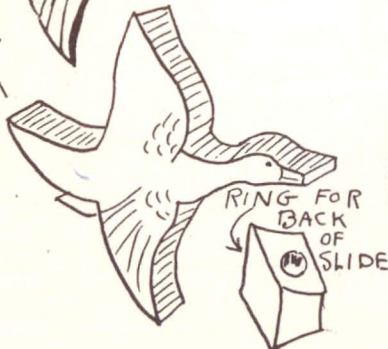
GHOST



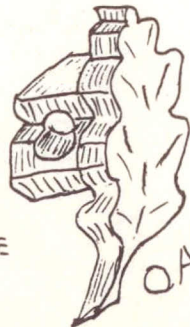
#103




DUCK
#39




RING FOR
BACK OF
SLIDE



OAK
LEAF
#87



TROUT # 86
LETTER
OPENER



SMOE # 74





RED
BIRD


117



MAN
IN
STOCKS
98



119
CHICADEE



WAGON
THUNDER-
BIRD
71



FIST
79

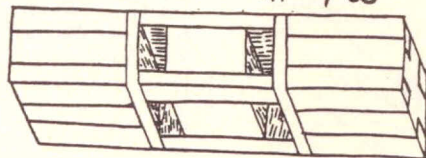


81



WOOD
PECKER
118

BALL-IN-CAGE # 42



BLANK ILLUS.

Finishing your slides (pine)

Sand all the surfaces with 6/0 sand paper. Make sure the ring on the back is smooth. Apply several coats of shellac to seal the surfaces. Allow the shellac to dry thoroughly before applying the colors. Dope or lacquers dry rapidly and are easy to handle. When using several colors always apply the light colors first, black over white, red over yellow, etc.

Sand the parts of the Sunday slide before they are assembled. No colors are needed on the Sunday slide, the contrast in woods is brought out by rubbing with shellac or several coats of lacquer.

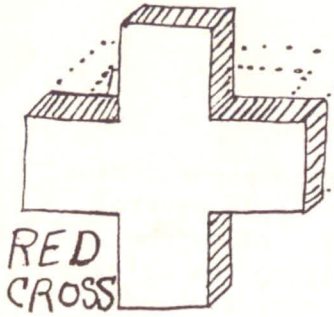
Sand the mahogany slides the same as pine except that the mahogany should have a final rubbing with an extremely fine sand paper. Mahogany should be polished with a good floor wax or buffed with an electric cloth buffer touched with a neutral rouge.

The five slides are available singly or in sets of five. Individually they are priced 20¢ each except the Sunday slide which is 25¢. There is a 20¢ charge on orders less than \$2.00 to cover cost of handling.


For further information or when placing orders write to:

Ed Choby
1544 Berkshire Ave.
Pittsburgh 26, Pa.


-5-



VERY EASY SLIDES
NO CUTTING
JUST SAND OR FILE



THIN STRIPS OF MAHOGANY ARE GLUED TO A PINE BACK-GROUND




GROOVES ARE MADE WITH A TRIANGLE FILE

SUNDAY SLIDE

EACH SLIDE HAS TWO PARTS - THE FRONT AND A BRIDGE THAT IS GLUED ON THE BACK.

SOLD IN "SETS OF FIVE" \$1.15

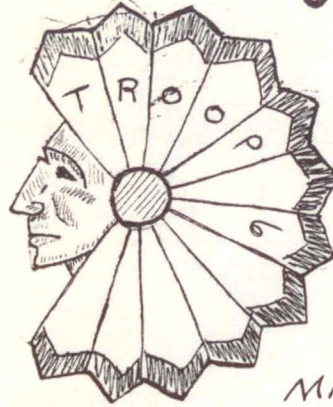


THIS BRIDGE PROVIDES THE KERCHIEF HOLE



OAK LEAF (MAHOGANY)

3 SPECIAL SLIDES AWARDS



Lettering to fit the occasion
-PROFILE CARVED-
Colors in lacquer
MODEL NO. A \$1.50 each.
MADE TO MEET APPROVAL

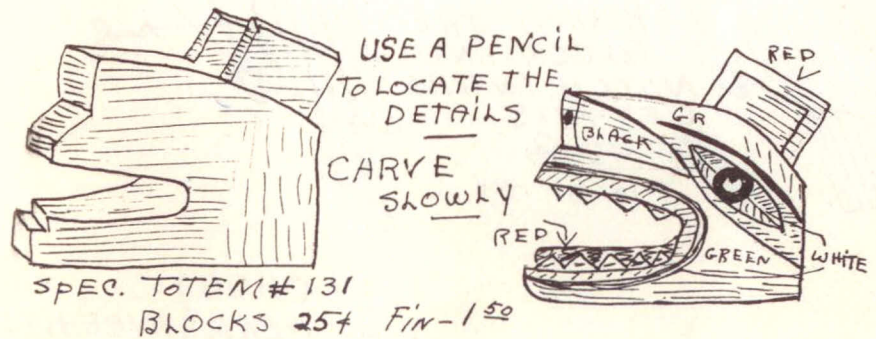
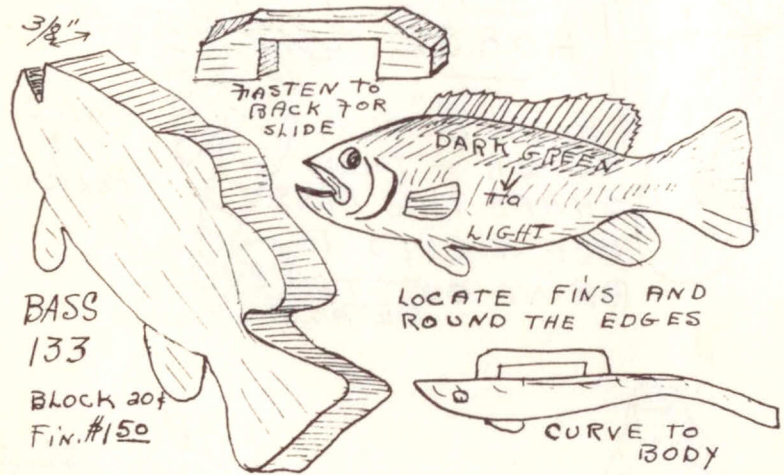
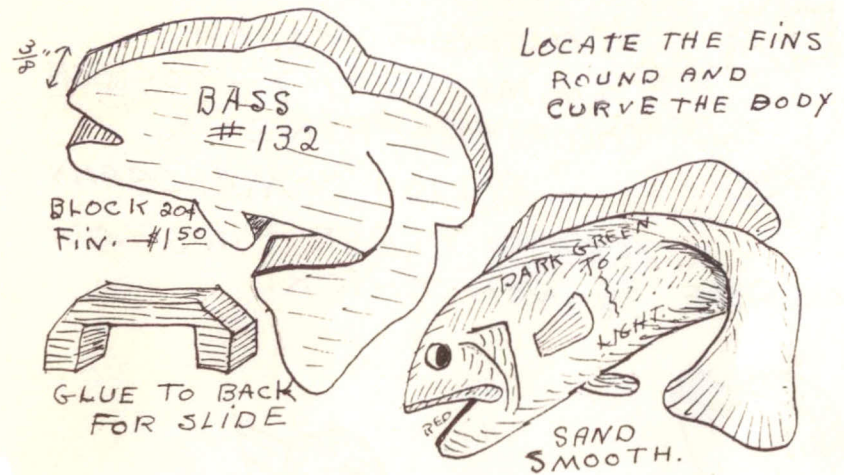
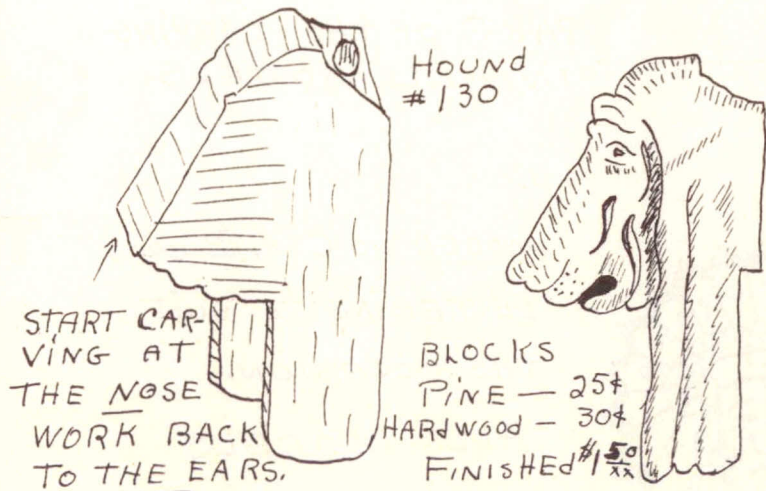
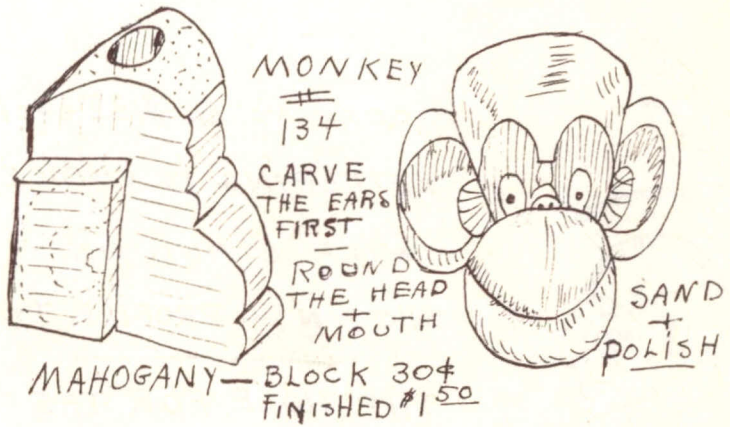
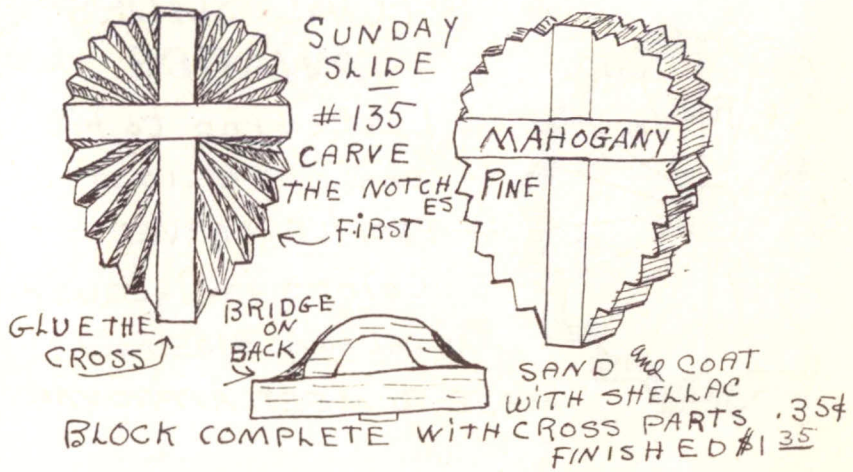


MODEL NO B. \$1.25 each
LETTERING TO CHOICE
-WILL STAND AS SHOWN - PROFILE TYPE.

THE HOLE FOR THE SLIDE IS AN INTEGRAL PART OF THE CARVING IN ALL MODELS.



MODEL NO C \$1.50 each
LETTERING TO SUIT THE OCCASION.
ALL MODELS CARVED AND PAINTED



LEAF 3 LAPEL PINS



IN PINE - .08¢ EACH
 IN MAHOGANY - 10¢ EACH
 COLOR THE PINE AND
 POLISH THE MAHOGANY

SAFETY CLASP PINS .05¢
 Blocks ARE 3/8 inch THICK.



SEA HORSE



ROUND THIS
 BLOCK + THEN
 SHAPE THE FINS
 USE V-CUTS TO
 BRING OUT THE
 DETAILS.

SAND
 +
 POLISH



CARDINAL



ROUND THE
 BLOCK AND
 NOTCH IN THE
 DETAILS


PINS 5¢

Black.
 orange.

red

Ed CHOBY
 1544 BERKSHIRE AVE.
 PITTSBURGH, 26, PA

HORNS #41



CROW
 SKULL
 #46



BEAVER
 #72

PANTHERS



#107

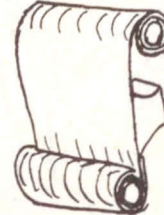


#22

FROG
 #56



SCROLL
 #102



PIERCED



ARROW
 #53

EMBLEM
 #125 (PLAIN ONLY)



TROOP
 6



THUNDER-
 BIRD #26


BOY
 SCOUT
 #31




SLIDE FOR
 SLIDE



LION
 #19



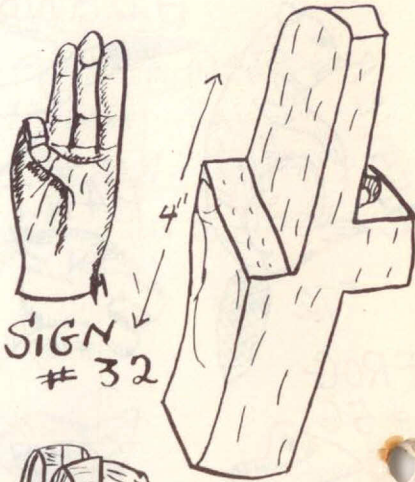
BASS
 #78



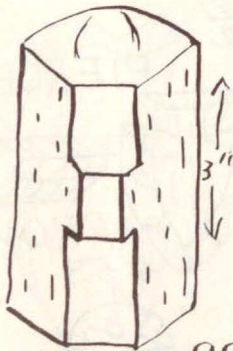
OA #113




TEPEE
67



SIGN
32



SIoux # 99
MASK

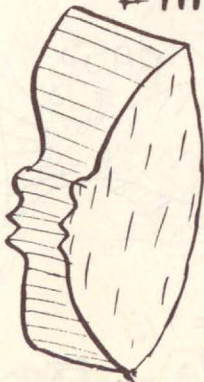


48
MOCASSIN

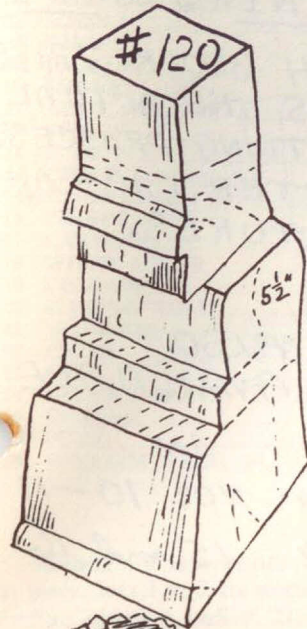
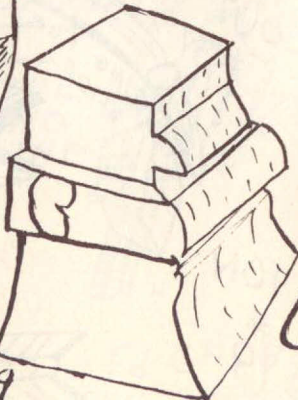
AFRICAN
MASK
111



TOTEM # 28



PAUL
BUNYAN
29



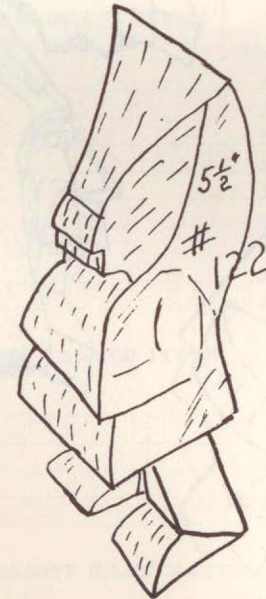
SITTING
BULL



SPECIAL
FIGURES
NOT
SLIDES



WARRIOR



CHIEF



BEGINNERS GUIDE

THIS 4 BLOCK SERIES SHOWS THE ACTUAL WHITTLING PROSCCESS BETTER THAN ANY PICTURES.



FOUR FULL SIZED BLOCKS CAN BE FINISHED TO MAKE FOUR SLIDES.

ALSO AVAILABLE IN NOS. 10-11 15 and 16

EACH SET OF FOUR BLOCKS \$2.00



No.	Name	Block	Carved	Finished
101	MEDICINE MAN	.25	1.00	1.25
102	SCROLL	.20	.50	.60
103	GHOST	.15	.50	.60
109	JACKASS	.25	.75	1.00
110	SMOKEY	.25	.75	1.00
111	AFRICAN MASK	.25	.75	1.00
112	SNEEZY	.25	.75	1.00
113	O OF A	.25	.75	1.00
114	CHIEFTAIN, 2 3/4 in.	.25	1.00	1.25
114-b	CHIEFTAIN, 4 in	.35	2.00	2.25
115	PROSPECTOR	.25	1.00	1.25
117	CARDINAL	.25	.75	1.00
118	WOODPECKER	.25	.75	1.00
119	CHICADEE	.20	.75	1.00
120	SITTING BULL	.35	2.00	2.50
121	WARRIOR	.35	1.50	2.00
122	CHIEF	.50	3.00	3.50
123	SARG	.20	.50	.75
124	DELUXE BRAVE	.25	1.00	1.25
125	EMBLEM	.25	.50	.60
125	PETE	.25	1.00	1.25
128	WILLIAM TELL, JR.	.35	1.00	1.25

MAHOGANY

Mahogany is tougher to carve than pine, however it may be worked in finer detail and its natural color can be brought out with clear varnish, shellac or on a buffer. Items below are in stock. Others can be made on request.

MAHOGANY ITEMS

No.	Name	Block	Carved	Finished
10	PIGTAIL	.25	1.50	1.75
37	GUYASUTA, 3 1/4 in.	.30	.85	1.00
64	LETTER OPENER	.20	1.00	1.25
73	ARROWHEAD	.20	.75	.85
87	OAK LEAF	.25	.75	1.00
107	JAGUAR	.25	1.00	1.25
116	PEACHSTONE MONKEY	.35	2.50	3.00
127	WATER BUFFALO	.25	.75	1.00
129	BEAR EATING SALMON	.35	2.50	3.00

FACE CARVED ITEMS

	Pine	Mahogany	
10	PIGTAIL	.55	1.00
11	BIGJAW	.55	.80
37	GUYASUTA	.55	.75
114	CHIEFTAIN	.75	1.25
124	DELUXE BRAVE	.55	.75

ITEMS NOT ILLUSTRATED

No.	Name	Block	Carved	Finished
77	FRONTIERSMAN	.25	.75	1.00
83	TULIP LEAF	.20	.50	.60
84	MAPLE LEAF	.25	.50	.60